

**WEEKLY NEW BRUNSWICK INFLUENZA REPORT**  
**Reporting period: April 29, 2012 – May 5, 2012 (week 18)**

**Summary**

**In New Brunswick, overall influenza activity remained stable in week 18**

**New Brunswick:**

- There have been 17 positive influenza detections during week 18, 4 influenza A (H3), 1 influenza A (H1N1) pdm09 and 12 influenza B.
- The ILI consultation rate was low and is within the expected range for this time of year.
- 2 new ILI school outbreaks were reported, in region 1 and region 2.

**Canada:**

- Overall influenza activity in Canada continues to decline; all indicators of influenza activity have declined compared to the previous week.
- 434 laboratory detections of influenza were reported, proportion of positive tests was 13.5%. The proportion of positive detections for both influenza A and B declined compared to the previous week.
- The ILI consultation rate was slightly above the expected levels for this time of year. 13 influenza or ILI outbreaks were reported: 7 in long-term care facilities, 4 in schools and 2 in other settings.

**International:**

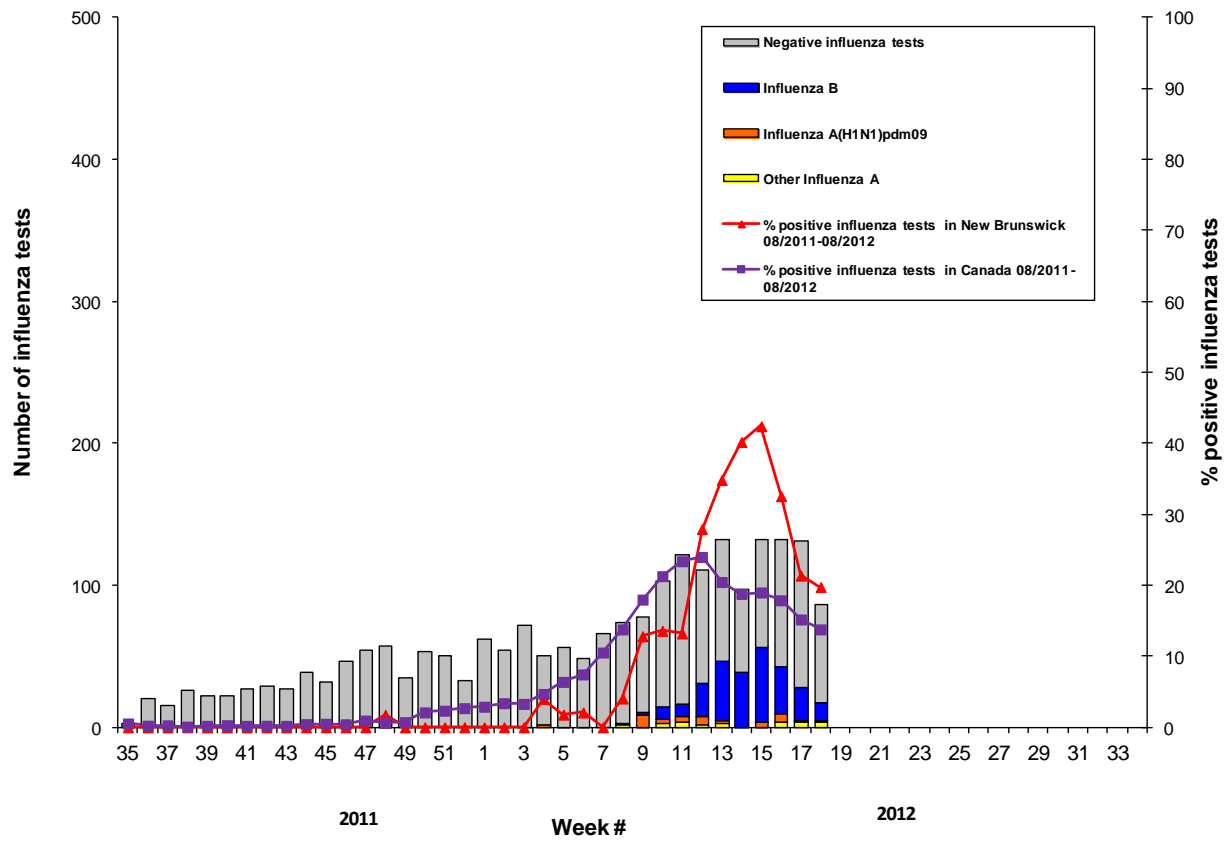
- WHO: Different viruses have predominated in different parts of the world in the northern hemisphere 2011-2012 influenza season. In North America, Canada had a slight predominance of influenza B over influenza A (H3N2) particularly later in the season, while in the United States, the proportions were reversed and A (H3N2) was more common. Mexico's season was almost all related to influenza A (H1N1)pdm09. In Europe, the large majority of influenza viruses have been influenza A (H3N2) with only very small numbers of A (H1N1)pdm09 and B.

**1) Influenza Laboratory Data<sup>1</sup>**

- Overall influenza activity remained stable in week 18.
- 17 influenza detections were reported during that period.
- Since the beginning of the season, 308 positive influenza detections have been reported; 34 were influenza A (H1N1)pdm09 (11%), 28 were influenza A (H3)(9%) and 246 were influenza B viruses(80%).

<sup>1</sup> Surveillance specimens are submitted by recruited New Brunswick Sentinel Practitioner Influenza Network (NB SPIN) practitioners, which are comprised of 7 sites in Emergency Rooms, 5 sites in Family Practice, 3 sites in First Nations communities, 1 site in a Nursing Home, 3 sites in Universities and 8 sites in Community Health Centers. Diagnostic specimens are submitted by physicians in the community/hospital setting. Influenza laboratory data is comprised of results from surveillance and diagnostic specimens. All laboratory specimens are tested using a real-time PCR assay, which is a rapid detection method designed for detection of all known variants of influenza A and B. All laboratory-confirmed cases are reported for the week when laboratory confirmation was received.

**Graph 1:** Number and percent of positive influenza specimens in New Brunswick, by week, up to May 5, 2012 (data source: G. Dumont lab results)



**Table 1: Positive influenza test results by Health Region in New Brunswick up to May 5, 2012 (data source: G. Dumont lab results)**

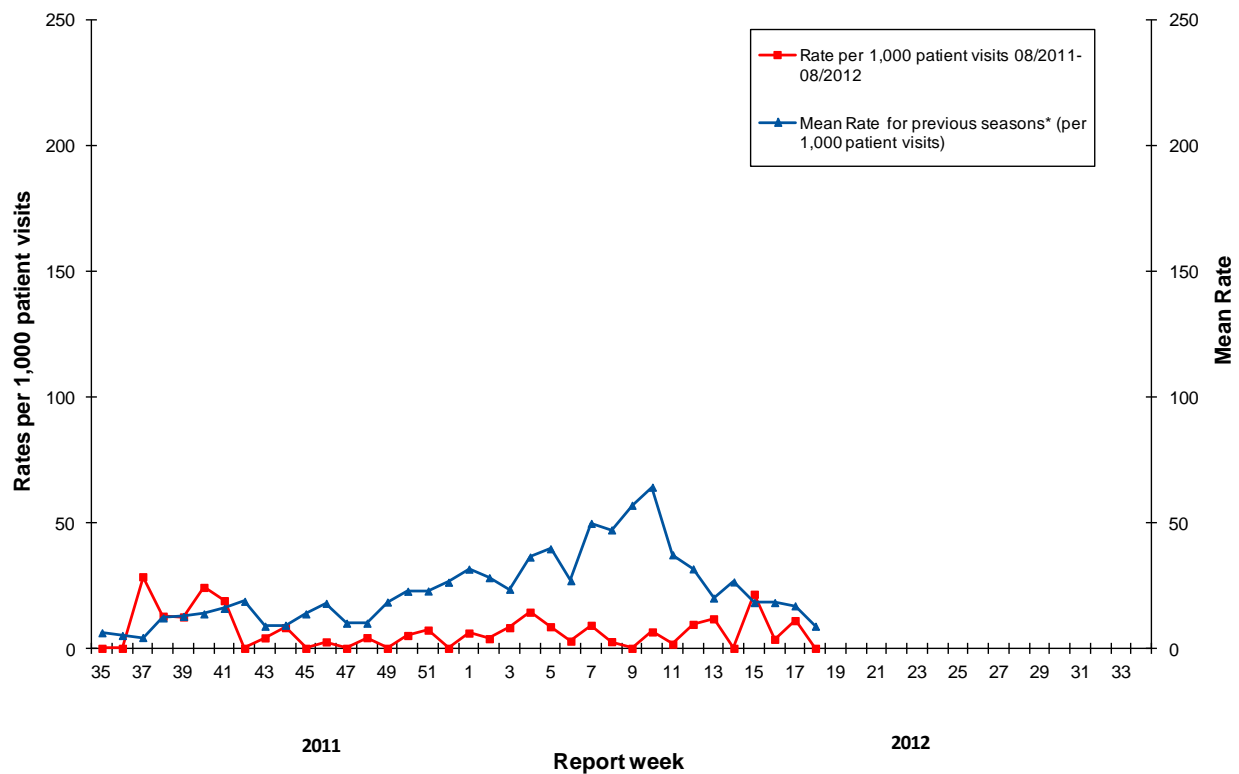
Region	Reporting period: April/29/2012–May/05/2012						Cumulative: (2011/2012 season) Aug./28/2011 –May/05/2012					Cumulative: (2010/2011 season) Aug./29/2010 – Aug./27/2011		
	Activity level <sup>2</sup>	A				B	A				B	A		B
		A(H1)	A(H3)	(H1N1) pdm09	unsubt yped		A(H1)	A(H3)	(H1N1) pdm09	unsubt yped		Non- pH1N1	pH1N1	
Region 1	Localized	0	3	0	0	8	0	23	15	0	202	433	56	29
Region 2	Localized	0	0	0	0	2	0	1	2	0	11	57	2	13
Region 3	No activity	0	0	0	0	0	0	1	0	0	2	112	16	19
Region 4	Sporadic	0	1	0	0	1	0	2	8	0	2	79	58	56
Region 5	No activity	0	0	0	0	0	0	0	2	0	4	26	3	1
Region 6	Sporadic	0	0	1	0	1	0	1	6	0	15	46	27	5
Region 7	No activity	0	0	0	0	0	0	0	1	0	10	32	3	3
Total NB		0	4	1	0	12	0	28	34	0	246	785	165	126

<sup>2</sup> Influenza activity level definition is available on the PHAC FluWatch website: <http://www.phac-aspc.gc.ca/fluwatch/11-12/def11-12-eng.php>

## 2) ILI Consultation Rates<sup>3</sup>

- During week 18, the ILI consultation rate was 0.0 consultations per 1,000 patient visits, and is within the expected levels for this time of year.
- During week 18, the sentinel response rate was 50% for the FluWatch sentinel physicians and 39% for the NB SPIN practitioners. (7 FluWatch and 7 NB SPIN)

Graph 2: ILI Consultation Rates in New Brunswick, by report week, season 2011/12 compared to previous seasons\*



\* The mean rate was based on data from the 1996/97 to 2010/2011 seasons and excludes the Pandemic season (2009-2010).

<sup>3</sup> A total of 32 practitioner sites (14 FluWatch sentinel physicians and 18 NB SPIN sites) are recruited this season to report the number of ILI patients and total patient consultations one day during a reporting week.

### 3) ILI and Laboratory-Confirmed Outbreak Data

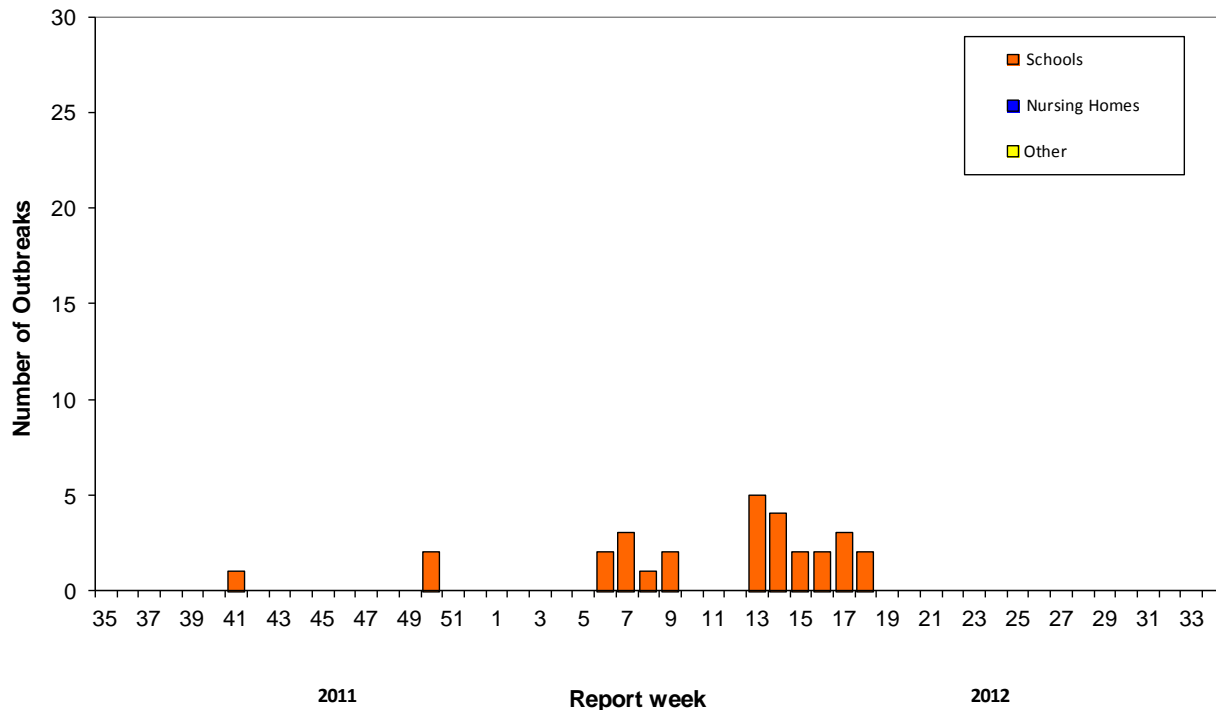
Table 2: ILI activity/outbreaks in New Brunswick nursing homes and schools for the reporting week, current and previous seasons.

	Reporting period: April/29/2012 –May/05/2012			Cumulative # of outbreaks season 2011-2012	Cumulative # of outbreaks season 2010-2011
	Lab-confirmed outbreaks in Nursing Homes*	Schools reporting ILI outbreaks**	Lab-confirmed outbreaks in Other Settings*		
Region 1	0 out of 13	1 out of 74	0	3	17
Region 2	0 out of 15	1 out of 81	0	6	21
Region 3	0 out of 14	0 out of 95	0	8	12
Region 4	0 out of 6	0 out of 22	0	2	12
Region 5	0 out of 2	0 out of 18	0	6	17
Region 6	0 out of 9	0 out of 35	0	2	10
Region 7	0 out of 4	0 out of 27	0	2	22
Total NB	0 out of 63	2 out of 352	0	29	111

\*Two or more ILI cases within a seven day period, including at least one laboratory-confirmed case of influenza. Outbreaks are reported in the week when laboratory confirmation is received.

\*\*Schools reporting greater than 10% absenteeism (or absenteeism that is higher (e.g. >5-10%) than expected level as determined by school or Public Health Authority) which is likely due to ILI.

**Graph 3: Number of Influenza Outbreaks in Nursing Homes<sup>1</sup> and ILI Outbreaks in Schools<sup>2</sup> reported to Public Health in New Brunswick, by report week, season 2011/12.**



<sup>1</sup> The National FluWatch definition of an outbreak in a nursing home is stated as two or more cases of ILI within a seven -day period, including at least one laboratory confirmed case.

<sup>2</sup> The National FluWatch definition of an ILI outbreak in a school is stated as absenteeism greater than 10% (or absenteeism that is higher (e.g.>5-10%) than expected level as determined by school or Public Health Authority) which is likely due to ILI.

**National Flu Watch Program** - Additional information on influenza activity in Canada and around the world is available on the Public Health Agency of Canada’s website at:

[www.phac-aspc.gc.ca/fluwatch/index.html](http://www.phac-aspc.gc.ca/fluwatch/index.html)

**Other Links:**

World-

[http://www.who.int/influenza/surveillance\\_monitoring/updates/latest\\_update\\_GIP\\_surveillance/en/index.html](http://www.who.int/influenza/surveillance_monitoring/updates/latest_update_GIP_surveillance/en/index.html)

Europe: [http://www.euroflu.org/cgi-files/bulletin\\_v2.cgi](http://www.euroflu.org/cgi-files/bulletin_v2.cgi) and

[http://www.ecdc.europa.eu/en/healthtopics/seasonal\\_influenza/epidemiological\\_data/Pages/Weekly\\_Influenza\\_Surveillance\\_Overview.aspx](http://www.ecdc.europa.eu/en/healthtopics/seasonal_influenza/epidemiological_data/Pages/Weekly_Influenza_Surveillance_Overview.aspx)

PAHO: [http://new.paho.org/hq/index.php?option=com\\_content&task=blogcategory&id=805&Itemid=569](http://new.paho.org/hq/index.php?option=com_content&task=blogcategory&id=805&Itemid=569)

Australia: <http://www.health.gov.au/internet/main/publishing.nsf/Content/cda-surveil-ozflu-flucurr.htm>

New Zealand: [[http://www.surv.esr.cri.nz/virology/influenza\\_weekly\\_update.php](http://www.surv.esr.cri.nz/virology/influenza_weekly_update.php)

Argentina: [http://www.msal.gov.ar/archivos/INFORME%20INFLUENZA%20PANDÉMICA%20\\_H1N1\\_%2005-08-2009.pdf](http://www.msal.gov.ar/archivos/INFORME%20INFLUENZA%20PANDÉMICA%20_H1N1_%2005-08-2009.pdf)

South Africa: <http://www.nicd.ac.za/>

US: [www.cdc.gov/flu/weekly/](http://www.cdc.gov/flu/weekly/)