

# Week 4: Practice English at Home

Grades K-5

Beginner (A1/A2) Level of English Language

This is **Week 4**. You can find **Week 1**, **Week 2**, and **Week 3** at [https://www2.gnb.ca/content/gnb/en/departments/education/learning\\_at\\_home.html](https://www2.gnb.ca/content/gnb/en/departments/education/learning_at_home.html).

## Reading and Viewing



## Writing and Representing




## Speaking and Listening




**Monday**

1. Read the short story "I Live in New Brunswick":


I live in New Brunswick. 


It is spring in New Brunswick.


Spring is a season. 

New Brunswick has four seasons: winter, spring, summer and fall.




Winter is my favourite season because it snows  in winter.



Winter is cold. 

But I have a warm coat, mittens, hat and boots! 

2. Find two new words.

3. Write them on your letter list.





	Word	Picture	Translation
A	apple		لڤا
B	ball		ڤول
C			

4. Read the story again to your family.



Start a **new** letter list for this week. Try to write a word for every letter from A to Z. For example, a-art, b-blue, and c-cold.

	Word	Picture	Translation
A	apple		لڤا
B	ball		ڤول
C			

Draw a picture or write the word in your language.



Talk with your family in English.

- Act out the words on your new letter list.



- Ask your family to guess the words.



- Ask them, "Can you think of more words for my list?"



**Reading and Viewing**



**Writing and Representing**



**Speaking and Listening**



1. Go to <https://www.uniteforliteracy.com>.

2. Search "Something New" to find the story "Something New to Do" by Quilean Croi.



**Something New to Do**

3. Read the story.

Read and repeat these words for **things to do**:

Think about other **jobs** you know.

Learn a new song



Try a new sport



Meet a new friend



Learn a new word



Read a new book



Think about **what you like to do**.



Find a new piece of paper. Write the title "Things I like to do". Write a list of things you like to do.

*I like to \_\_\_\_\_.*



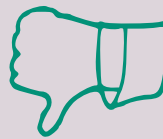
Try to write **seven** things you like to do.



Draw a picture beside each thing you like to do.

Next, write **three** things you do not like to do.

*I do not like to \_\_\_\_\_.*



Draw a picture beside each thing.

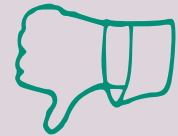


Talk with your family in English.

- Read your list of things you like to do to your family.
- Ask your family, "What do you like to do?"



- Listen to their answers.
- Do you and your family like to do some of the **same** things?
- Read your list of things you do not like to do to your family
- Ask your family, "What do you not like to do?"



- Listen to their answers.
- Do you and your family not like to do some of the same things?



**Tuesday**

**Reading and Viewing**



**Writing and Representing**





**Speaking and Listening**





**Wednesday**

Watch ten minutes of television in English. The Weather Network is a good choice.




Listen  for two new words.

Write them on your letter list.

	Word	Picture	Translation
A	apple		آبَا
B	ball		بَال
C			

Think about the characters from the show.



Draw a picture of a character from your TV show.

Write the character's name. "The character's name is \_\_\_\_\_."

Write the character's age. "The character is \_\_\_\_\_ years old."

Write whether the character is a boy or girl. "The character is \_\_\_\_\_."



The character's name is Clara.

Clara is 12 years old.

Clara is a girl.



Talk with your family in English.

- Show them your picture of the character.
- Tell them the character's name.
- Tell them the character's age.
- Tell them whether the character is a boy or a girl.



**Reading and Viewing**









**Writing and Representing**



**Speaking and Listening**



Here are some new words.

big	bigger	biggest
		
small	smaller	smallest
		

Find a new page of paper.

Copy these sentences on your paper.

1. The cat is the smallest.
2. The dog is bigger than the cat.
3. The person is bigger than the dog.
4. The tiger is the biggest.
5. My cat is bigger than your cat.

Read these sentences out loud twice.

x2



**Draw a picture** to show what each sentence means.

For example:

1. The cat is the smallest.

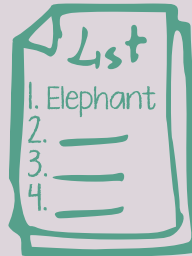


- 2.
- 3.
- 4.

Do you know an animal that is bigger than a horse?




Write a **list** of animals you know that are bigger than a horse.



Watch this video on **sizes**:

<https://www.youtube.com/watch?v=fhe7vQjQBxM>



Watch the video twice.



Watch it again. Stop the video after each sentence.

Repeat the words out loud.



**Thursday**

## Reading and Viewing



## Writing and Representing



## Speaking and Listening



**Friday**

Read a book in any language.



You can read a book that is in your home.

Or, you can find a book online here:

<https://globalstorybooks.net/>

Find two new words.

Write them on your letter list.

	Word	Picture	Translation
A	apple		لڀا
B	ball		球
C			

Read the story again to your family.





Find new words in the book you read.

Look them up in English.



Add the new words to your letter list.

	Word	Picture	Translation
A	apple		لڀا
B	ball		球
C			

Talk with your family in English.

- Talk about the story you read: “I read a story called \_\_\_\_\_.”
- Ask them if they liked the story: “Did you like the story?”
  - o If they say “Yes,” ask them, “What did you like about the story?”
  - o If they say “No,” ask them, “Why didn’t you like the story?”
- Tell them what you liked in the story. “I liked \_\_\_\_\_.”

